

LITTLE FREAK

THE
LITERACY
SHED
PLUS

in association with
VocabularyNinja



Literacy Shed and Vocabulary Ninja have teamed up! We believe that words can unlock the doors to a whole new world of understanding. Taking the time to unpick, discuss and understand the meaning of a word is guaranteed to excite and engage your learners! Combining exciting vocabulary with an enthralling topic, its main characters and most enthralling scenes. Not only focusing on typical noun topic vocabulary, but exploring all other word classes that can bring a topic to life! Words precisely selected to enhance understanding and subsequently improve children's reading and writing.

Page 3 - VOCABULARY STRIPS

Four vocabulary lists, great for writing!

Page 4 - LITTLE FREAK NOUNS.

A selection of precision nouns.

Page 5 - LITTLE FREAK VERBS.

Being, doing, having verbs! #DoIt!

Page 6 - LITTLE FREAK ADJECTIVES.

Describe away with these beauties!

Page 7 and 14 - SYNONYM ALLEY.

Match the up levelled vocabulary.

Page 8 - VOCABULARY LABORATORY.

Explore definitions, rehearse and explore.

Page 9 - NINJA REWARD SYSTEM.

Print it, trim it, stick it in the book!

Remember: Understanding vocabulary goes hand in hand with understanding of grammar. Words can regularly act as a whole host of different word classes, depending on how they are used within a sentence.

These resources rely on the direct teaching of word etymology and meaning. As well as modelling how to use each word correctly.

#GreatTeachingNotIncluded!

Page 10 - NINJA CERTIFICATES.

Celebrate success!

Page 11 and 12 - VOCABULARY TEACHING TECHNIQUES.

How to make this pack have impact!

Page 13 - DISPLAY SLIPS

Print, write on, display, discuss, use!

Page 15 - 20 - EXTRA RESOURCES

Character resources, planning resources and much more!

Please be sure to read pages 11 and 12, Vocab Teaching Techniques, it will give a greater understanding of how to deliver new vocabulary to pupils. Just giving sheets or lists of words alone will only have limited impact. It is vital to allow time to teach, explain, discuss and play with the new vocabulary. Then, and only then, will pupils be able to use the vocabulary with meaning and intent.



LITTLE FREAK

Vocabulary Ninja



'Words unlock the doors to a world of understanding...'

Little Freak

grotesque

shamed

resigned

profound

deformed

talented

aggrieved

despondent

pained

skillful

humiliated

Setting

cheerless

creaking

basic

dwelling

cramped

gloomy

dull

primitive

somber

confined

bleak

Emotions

tearful

lonely

delighted

hopeful

optimistic

realism

despondent

anger

belief

aspirations

frustration

Additional

candlestick

candlelight

flicker

flame

wish

candle

wagon

rainfall

downpour

circus

carving



LITTLE FREAK

VocabularyNinja



3 *'Words unlock the doors to a world of understanding...'*

LITTLE FREAK NOUNS



VocabularyNinja
Grammar Focus: Discuss proper, common, abstract and collective nouns. Which features are needed for proper nouns? Can you identify any below?

shackle

wish

chain

caravan

blade

trust

flat cap

tears

candle

stove

fire

ambition

advertisement

poster

shadow

lightening

dwelling

collar

freakshow

carvings

knife

freak

flame

aspiration

thunder


abnormality

canine

bracelets


monstrosity

varado



LITTLE FREAK

VocabularyNinja



4 'Words unlock the doors to a world of understanding...'

LITTLE FREAK VERBS

Remember: Depending on how you use these words, they may not act as verbs, but as another word class'.

cast

whittle

ignore

ridicule

wish

imagine

segregate

tease

acknowledge

express

embarrass

mock

illuminate

sculpt

explicit

disclose

dream

degrade

caricature

fantasise

grumble

isolate

attack

extinguish

prejudge

succumb

carve

articulate

envisage

distress



** Discuss verb forms and tense.*

VocabularyNinja

LITTLE FREAK



5 *'Words unlock the doors to a world of understanding...'*

LITTLE FREAK ADJECTIVES

sorrowful

dispair

grotesque

curious

nostalgic

cramped

optimistic

proud

basic

deformed

illuminated

dull

contorted

aggrieved

gloomy

disfigured

distinguished

strange

unique

peculiar

despondent

misshapen

pained

shamed

cheerless

somber

overcast

profound

primitive

narrow-minded



LITTLE FREAK

@VocabularyNinja



6 *'Words unlock the doors to a world of understanding...'*

SYNONYM ALLEY

3 sets and space to create your own.

Draw a line from the words on the left to its synonym on the right.

cramped

bleak

ambitious

aspirational

despondent

sorrowful

gloomy

accommodation

dull

confined

dwelling

dark

grotesque

primitive

handcuff

shackle

basic

deformed



LITTLE FREAK
VocabularyNinja



7 'Words unlock the doors to a world of understanding...'

VOCABULARY LABORATORY

Explain meaning / Definition:

Use in a sentence (add picture too):

Modifications:

Modify to past tense, present, plural singular, add prefix or suffix etc.
How many forms can you think of?

Word Class:

Synonyms

Antonyms



LITTLE FREAK

VocabularyNinja



8 'Words unlock the doors to a world of understanding...'

NINJA REWARD SYSTEM

VOCABULARY
NINJA

"GRAND MASTER"

We all bow in awe at your word power and wisdom! You are all powerful!



LITTLE FREAK



VOCABULARY
NINJA

"ASSASSIN"

Stealthy and deadly, your word choices are lethal!



LITTLE FREAK



VOCABULARY
NINJA

"SAMURAI"

You are wise, powerful and deadly, your use of words is feared by most!



LITTLE FREAK



VOCABULARY
NINJA

"WARRIOR"

People tremble around your literary muscle!




LITTLE FREAK



VOCABULARY
NINJA

"SHINOBI"

Vocabulary is now your life, you are skilled in it and you use it daily!



LITTLE FREAK



VOCABULARY
NINJA

"GRASSHOPPER"

You have begun your vocabulary journey.



LITTLE FREAK



LITTLE FREAK **Vocabulary Ninja**



'Words unlock the doors to a world of understanding...'


VOCABULARY NINJA

CERTIFICATE



Signed ...**Vocabulary Ninja**..... Date

This little ninja has shown unrivalled levels of commitment, guile and creativity in their use of vocabulary! Vocabulary used in discussion, writing, reading and everyday life. They are a true vocabulary ninja!



@VocabularyNinja

LITTLE FREAK



'Words unlock the doors to a world of understanding...'

TEACHING TECHNIQUES

As the **Ninja** has alluded to earlier, these vocabulary resources need to be supported by direct teaching. Teaching where misconceptions can be addressed and the correct meaning, spelling and varied forms of each word can be discussed, modelled and shared.

HELLO - A logical place to start with the word banks might be to identify which words the children already understand. If you are confident they can use a word with accuracy and control, then great! Let's investigate the rest.

VOCABULARY STRIPS - This section could be used in a variety of ways. Topic bookmarks, writing checklists, topic report writing aids; it's really up to you. Each list of words have been carefully selected to help pupils create and enhance understanding of each Literacy Shed resource.

NOUNS - This section provides nouns (words that identify people, groups, objects, places, emotions) associated with the resource. Great for reports or any type of writing linked to the film. Dive deeper and discuss the type of nouns: proper, common, collective and abstract. Remember to ask WHY. Can you discover more?

VERBS - This section provides verbs (being, doing and having type words) associated with the film. Believe it or not, verbs are also amazing for describing. Adjectives are great, but verbs rock! These words have been specifically selected to enhance pupils' description! Remember to discuss verb forms, past, present, perfect and link to subject verb agreements.

ADJECTIVES - These words will take your pupils' descriptive powers to a new level! You must teach them first, be selective and think carefully about what you are teaching and its context - discuss why pupils think these words might have been chosen. Pupils' subject knowledge will need to be secure to effectively use these words.

NOUNS, VERBS AND ADJECTIVES

These resources could be used in an unlimited amount of ways. One specific way you might choose to unlock a specific word is to use the **Vocabulary Laboratory** sheet on page 8. This activity is specifically designed to breakdown a pupil's understanding of a single word!

SYNONYM ALLEY - Synonym Alley has been created to help explore vocabulary synonyms (words that share the same meaning). Simply draw a line from the word on the left to the right. The ninja has also provided a blank template on page 14 for you to create your own.

LITTLE FREAK

@VocabularyNinja



11 *'Words unlock the doors to a world of understanding...'*

TEACHING TECHNIQUES

VOCABULARY LABORATORY - The Vocabulary Lab is a word technician's dream. Like Frankenstein himself, words have many forms, pieces and meanings. The Vocabulary Laboratory is the perfect activity to operate on a word, dissect it and see exactly how it works! Preparation is key here, know what each word has to offer! Choose from the Ninja's extensive banks or choose your own from the resource!

NINJA REWARD SYSTEM - Everybody wants to be a **Vocabulary Ninja** and the Ninja demands high quality endeavour. As a result, we have created a reward system for teachers to print, trim and stick into pupils' books to reward their terrific efforts and achievements. Beginning at [Grasshopper](#), moving onto [Shinobi](#), [Warrior](#), [Samurai](#), [Assassin](#) and finally [Grand Master](#)! Reward your pupils, they are sure to love discovering what rank Vocabulary Ninja they have attained when they open their books!

Website - www.literacyshed.com - All of your literacy needs in one place! Literacy Shed!

Blog - www.literacyshedblog.com - Stay up to date with current teaching discourse, debate and ideas.

Blog - vocabularyninja.wordpress.com - All word of the day resources and a selection of other resources and vocabulary based content! All for free!

LITTLE NINJA VOCABULARY AWARD - Reward your pupils with this simple Vocabulary Ninja certificate, signed by the Ninja. Remember to tweet your pupils' success [@VocabularyNinja](#) and use our hashtags: [#LiteracyShed](#) [#VocabularyNinja](#) [#Certificate](#) [#LittleNinja](#).

DISPLAY SLIPS - Display slips can be used in a variety of ways such as displaying vocabulary, laminating them and using them in literacy work, word banks ... the world is your oyster. All branded neatly with Literacy Shed and Vocabulary Ninja insignia, sure to engage pupils! Print, trim and use!

[WEB LINKS / BLOGS / TWITTER](#)

Twitter - [@LiteracyShed](#) - The official twitter account of everything literacy shed! Thousands of free resources!

Twitter - [@VocabularyNinja](#) - A daily vocabulary resource for KS1 and KS2 - free! Lots of links to great vocabulary pedagogy and people.




LITTLE FREAK

@VocabularyNinja




'Words unlock the doors to a world of understanding...'



LITTLE FREAK
@VocabularyNinja



'Words unlock the doors to a world of understanding...'



LITTLE FREAK
@VocabularyNinja



'Words unlock the doors to a world of understanding...'

SYNONYM ALLEY

Draw a line from the words on the left to its synonym on the right.



LITTLE FREAK

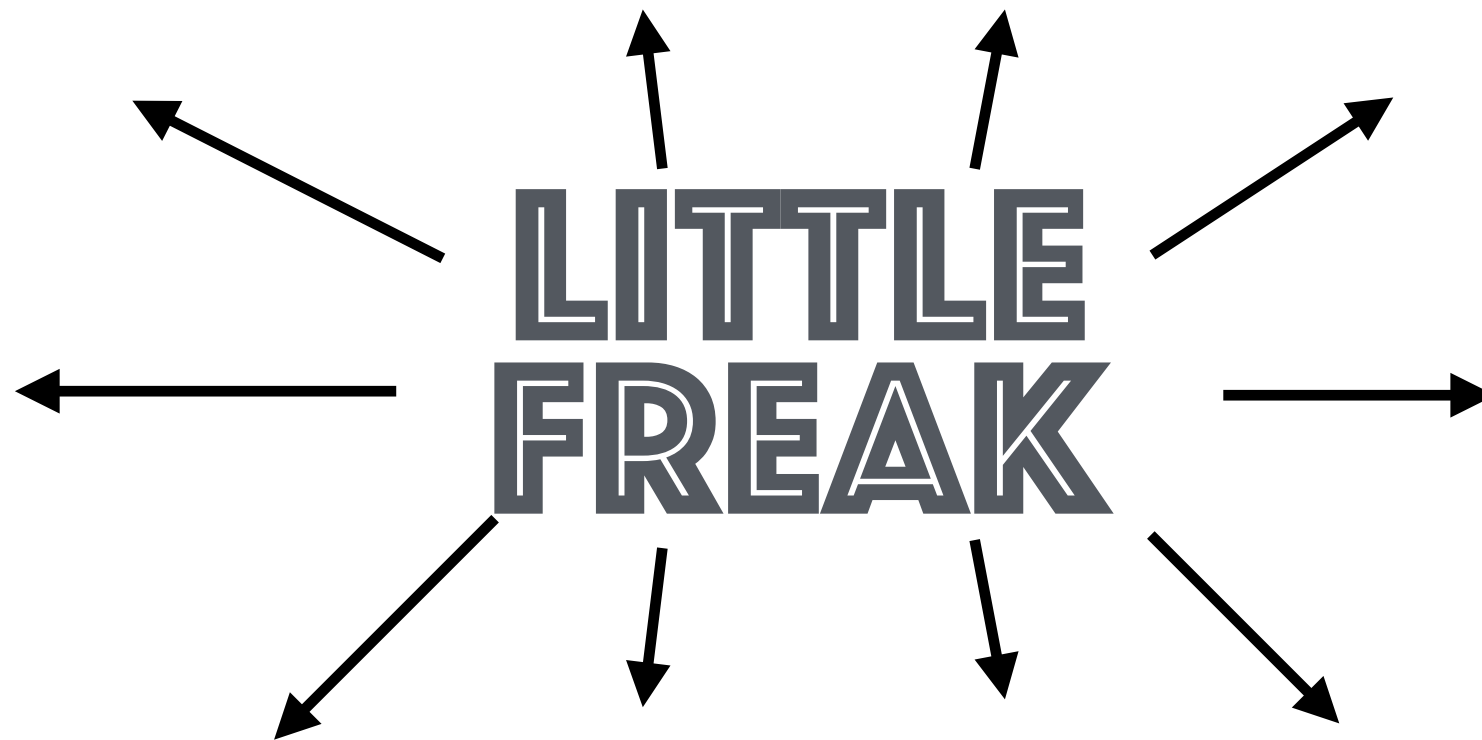
@VocabularyNinja



'Words unlock the doors to a world of understanding...'

CHARACTER PROFILE

Gather words and phrases to describe the main character.




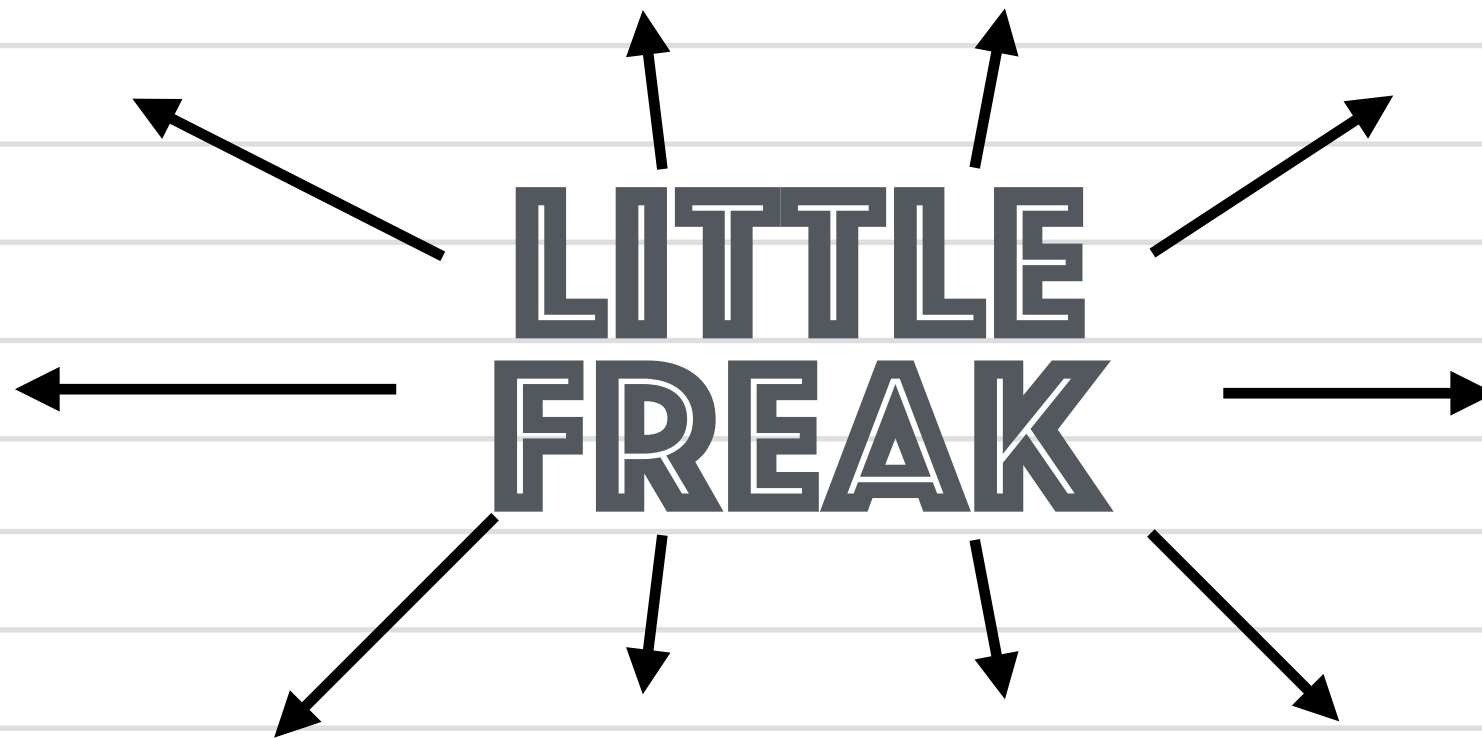
LITTLE FREAK
@VocabularyNinja



'Words unlock the doors to a world of understanding...'

CHARACTER PROFILE

Gather words and phrases to describe the main character.



LITTLE FREAK
@VocabularyNinja

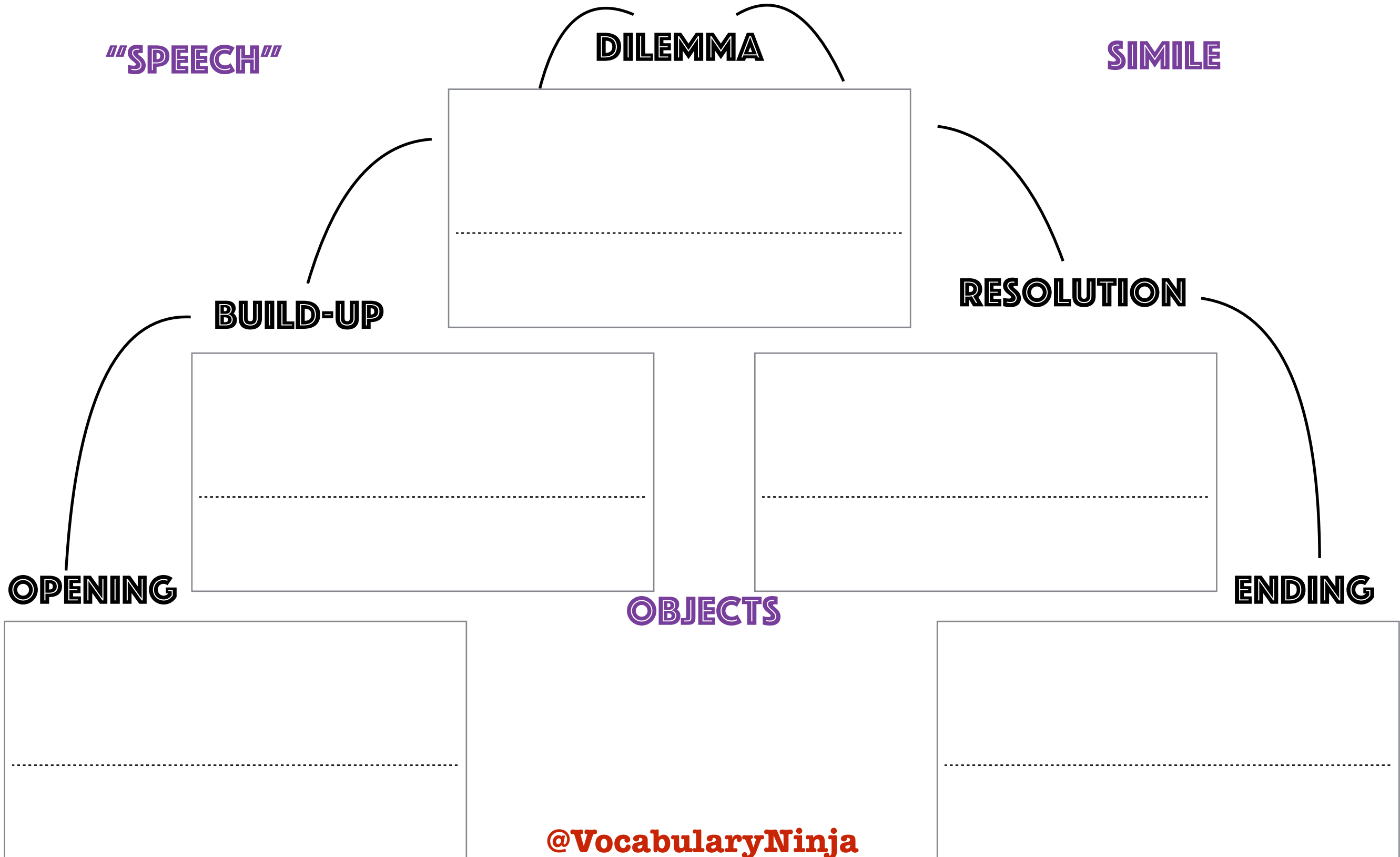


'Words unlock the doors to a world of understanding...'

FREAK MOUNTAIN



Order and structure the story using the Freak Mountain.



@VocabularyNinja

'Words unlock the doors to a world of understanding...'

FREAK MOUNTAIN



Order and structure the story using the Freak Mountain.

"SPEECH"

DILEMMA

SIMILE

BUILD-UP

RESOLUTION

OPENING

OBJECTS

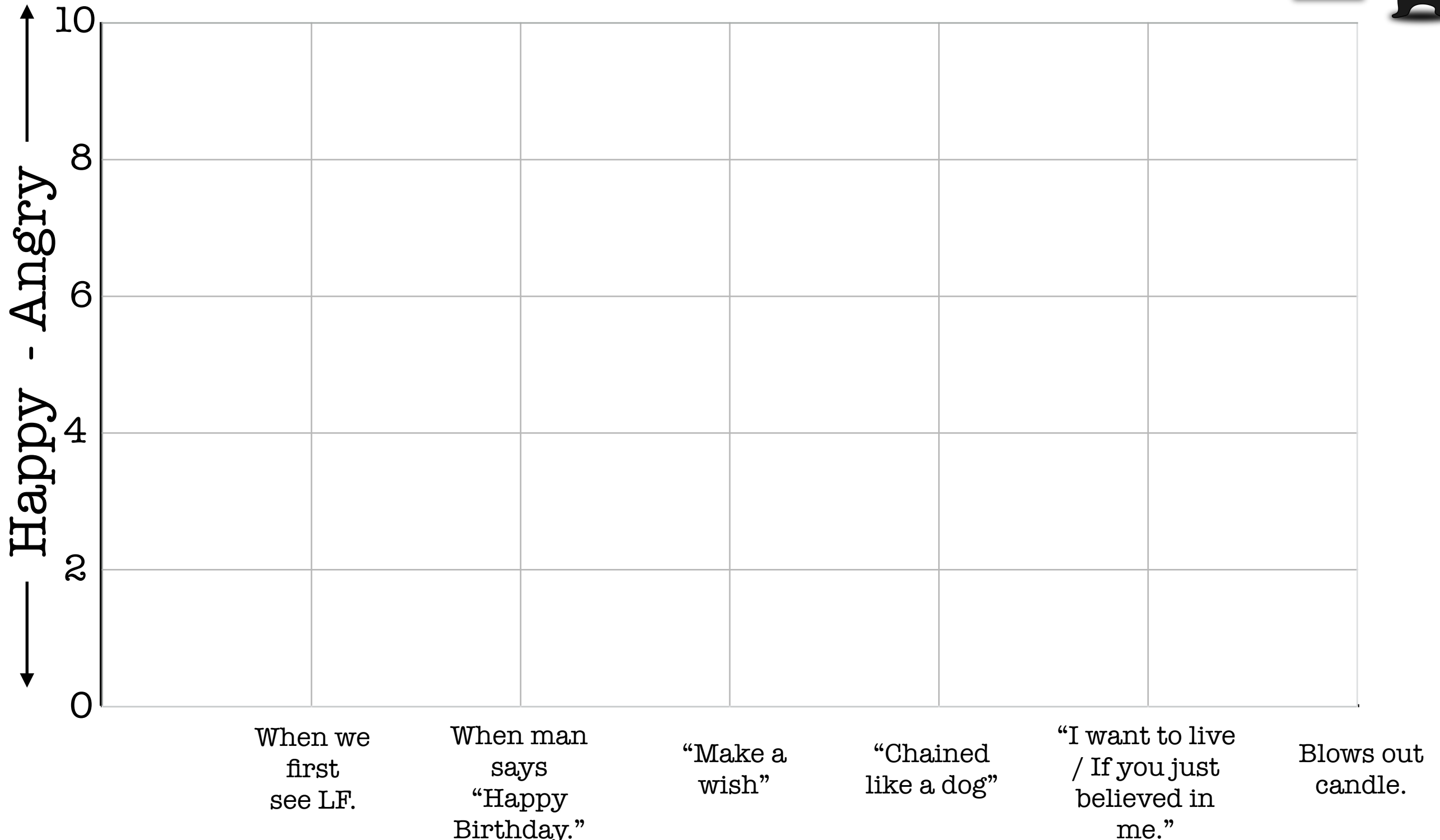
ENDING

@VocabularyNinja

'Words unlock the doors to a world of understanding...'


LITTLE FREAK EMOTIONS

Plot and track character emotions throughout the film.



LITTLE FREAK EMOTIONS

Plot and track character emotions throughout the film.



Plot your own emotions and aspects using this blank template.

LITTLE FREAK
@VocabularyNinja

'Words unlock the doors to a world of understanding...'